


# FAIRFIELD POLICE DEPARTMENT

## Monthly Report – October 2020



Chief Christopher Lyddy

Fairfield Police Department

[www.fpdct.com](http://www.fpdct.com)

**This page intentionally left blank.**

## **Section 1: Bureau / Division Reports**

**Noteworthy Police Work**

**Field Services Bureau**

**Other Items**

## **Section 2: Statistical Activity Summary**

**Calls for Service Totals**

**Alarm response Summary**

**Motor Vehicle Activity**

**Parking Ticket Summary**

**Criminal Arrest Summary**

**Domestic Violence Arrest Summary**

**Calls for Service Breakdown Report**

## Section 1: Bureau / Division Reports

### Noteworthy Police Work

Captain Kalamaras issued Officer Peck the following letter of commendation.

*File Number 20-36660*

*Date of Incident: November 01, 2020*

*Officer Peck,*

*On 11/01/2020 you responded to a burglary from a garage at 66 Milandale Road. The homeowner discovered that her sons' K2 bicycle had been stolen. After the incident, you inquired about obtaining a new one from the departments' inventory of donations for the eleven year old autistic boy. On 11/03/2020 you delivered a new bicycle to the boys' mother whom was overjoyed with elation by your delivery.*

*Your attentiveness, genuine care and tremendous follow up were key to showing great compassion for our community. For exhibiting "above and beyond" actions you are being commended for your outstanding and notable effort.*

*Once again Rich, you have distinguished yourself with your exceptional police work – Nice job!*

Chief Lyddy received the following from Easton Police Commissioner David Smith.

*Chief,*

*I apologize for sending this so late, but I wanted to be sure to commend Officer Matt Bok for his good work a couple of weeks ago. My son-in-law and daughter were come from Fairfield to our home in Easton on Black Rock Turnpike, when they felt a bad wobble in the front of their car, and all of a sudden, the car slumped down to the right, and they saw the wheel roll behind them. Fortunately, they were going slow and went on to a soft shoulder and were able to stop without personal injuries, only causing front passenger side damage to the vehicle. A call to the Easton dispatcher, who sent it on to Fairfield got them help from Officer Matt Bok, who was able to take control of the situation, calming what could have been very much more serious for the young people. They, and we were very fortunate in so many ways, but Officer Bok was instrumental in taking care of the problem.*

*I'm sure he deals with events like this with some degree of regularity, but we wanted to single him out and express our appreciation for his timely, and thoughtful work in this incident.*

*Our best wishes to you and your great team of Officers in your ongoing work.*

*David Smith-Easton Police Commissioner*

Lieutenant Weihe sent the following to Captain Kalamaras regarding Officer Griffin.

*I would like to bring to your attention a civilian commendation phone call I just received for officer Griffin. An elderly gentleman named Angelo Cocco informed me that Officer Griffin handled a hit and run accident for him last night. He could not say enough nice things about Officer Griffin's temperament and deportment. I have to include a quote from Mr. Cocco: "The moment I looked at this man I knew I was going to get good treatment."*

*Mr. Cocco continued on to say Officer Griffin has a bright career ahead of him and that we are fortunate to have him.*

*On a personal note, Officer Griffin has been a pleasure to work with on evening shift, so I echo Mr. Cocco's sentiments!*

## **Awards**

Sergeant Felix Esposito and Officer Nicole Gerosa were presented an award for their work on implementation of a new software platform that will enhance our ability to create, track and issue policies and procedures.

## **Retirements**

Lieutenant Jeffrey Bloch retired after 33 years of service.



1987 to 2020

## Special Services Bureau

<i>Traffic Safety Unit</i>	Jan	Feb	Mar	Apr	May	Jun	Jul	Aug	Sep	Oct	Nov	Dec
<i>Traffic Stops</i>	492	292	99	0	167	113	326	694	361	304		
<i>Infractions Issued</i>	188	95	20	0	0	1	36	305	92	119		
<i>Misdemeanor Summons</i>	10	6	5	0	1	1	6	16	3	4		
<i>Accidents Investigated</i>	16	30	15	0	13	28	25	25	28	27		
<i>Child Seat Installations</i>	14	34	15	0	0	2	5	0	15	0		
<i>DUI Arrests</i>	0	2	1	0	0	0	1	2	1	1		

<i>Traffic Crash Unit</i>	Jan	Feb	Mar	Apr	May	Jun	Jul	Aug	Sep	Oct	Nov	Dec
<i>Accidents Investigated</i>	73	51	40	20	20	43	53	70	81	76		
<i>Accidents with Injuries</i>	4	6	5	0	1	6	6	6	7	5		
<i>Search Warrants</i>	3	0	4	4	5	2	6	4	1	0		
<i>Arrest Warrants</i>	1	1	0	0	3	1	4	3	1	2		
<i>Misdemeanor Summons</i>	3	2	6	0	3	8	5	4	2	5		
<i>Infractions Issued</i>	17	8	18	11	7	15	11	113	27	44		
<i>Fatalities</i>	0	0	1	0	1*	0	2	0	0	0		

<i>Animal Control</i>	Jan	Feb	Mar	Apr	May	Jun	Jul	Aug	Sep	Oct	Nov	Dec
<i>Complaints</i>	65	70	68	66	92	127	121	118	132	108		
<i>Wildlife Complaints</i>	23	30	34	32	39	78	64	62	69	41		
<i>Animals Tested for Rabies</i>	0	1	5	0	1	3	0	6	2	1		
<i>Animals Positive / Rabies</i>	0	0	1	0	0	0	0	0	0	0		
<i>Animal Bites</i>	2	1	2	1	2	1	6	2	3	1		
<i>Written Warnings</i>	4	4	2	4	8	5	6	4	9	8		
<i>Infractions</i>	1	1	0	2	0	1	1	1	0	5		
<i>Misdemeanors</i>	0	0	0	0	1	0	0	0	0	0		

- Lake Mohegan Enforcement: Periodic patrols conducted.
- Period patrols of beaches.

### Traffic Enforcement Targeted Areas

- Redding Road
- Black Rock Turnpike / Baros Street
- Hulls Highway
- Stratfield Road
- Brookside Drive
- Fairfield Woods Road
- Melville Avenue
- Tahmore Drive
- Osborne Hill Road
- Hanford Drive
- Unquowa Road

**Other Activities**

- Push-Up Fundraiser Event – Veterans Park
- Participated in National Drug Take-Back Day

<i>Marine Unit</i>	<b>April</b>	<b>May</b>	<b>JUN</b>	<b>JUL</b>	<b>AUG</b>	<b>SEPT</b>	<b>OCT</b>
<i>Complaints</i>	5	12	19	34	28	19	8
<i>Boats Towed</i>	0	1	2	2	1	0	0
<i>Written Warnings</i>	0	0	0	0	0	0	0
<i>Arrests</i>	0	0	0	0	0	0	0
<i>Safety Inspections</i>	0	1	4	0	0	0	0
<i>Total Calls For Service</i>	6	13	23	34	28	19	08
<i>Hours Underway</i>	2	10	75	165	145	110	24
<i>Community Events</i>	0	0	1	0	0	2	0
<i>Location Checks</i>	1	12	3	11	12	6	1
<i>Fatalities</i>	0	0	0	0	0	0	0

## Administrative Services Bureau

### Training

- Basic SRO Training
- Crime Scene Investigation
- Fair and Impartial Policing Train-The-Trainer
- Public Information Officer Training
- Field Training Officer
- Annual Firearms and Rifle Qualifications
- K9 Training
- Marine Search and Rescue

### Emergency Communications Center

	Jan	Feb	Mar	Apr	May	Jun	Jul	Aug	Sep	Oct	Nov	Dec
Total Incoming Calls	7,117	6,746	6,586	6,010	7,053	8,098	6,172	10,154	7,791	7,759		
Total 911 Calls	1,566	1,622	1,353	1,724	1,430	1,771	1,846	2,702	1,714	1,723		
Total Outgoing Calls	1,825	1,796	1,729	1,157	1,970	2,160	2,132	2,460	2,071	2,181		
Total CSFs Processed	3,816	3,419	3,237	4,079	3,678	3,125	3501	4,479	3,661	3,565		
% 911 Calls Under 10 Sec	95.95	95.31	96.33	97.23	96.43	96.32	96.48	78.65	95.16	95.76		

*Note: The decrease in 911 call answer percentage in August was due to the extreme call volume during Tropical Storm Isaias.*



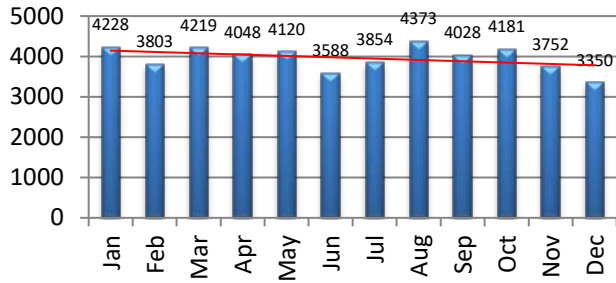
### Section 3: Statistical Activity Summary

#### TOTAL CALLS FOR SERVICE

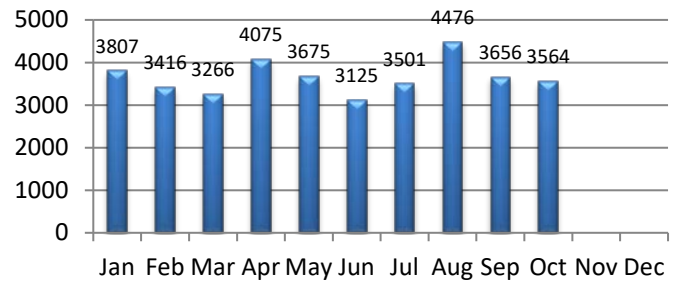
Calls for Service	Jan	Feb	Mar	Apr	May	Jun	Jul	Aug	Sep	Oct	Nov	Dec	YTD
2019	4228	3803	4219	4048	4120	3588	3854	4373	4028	4181	3752	3350	47,544
2020	3807	3416	3266	4075	3675	3125	3501	4476	3656	3564			36,561

Note: Includes miscellaneous calls that may not be listed under the call analysis section

Calls For Service - 2019



Calls for Service - 2020

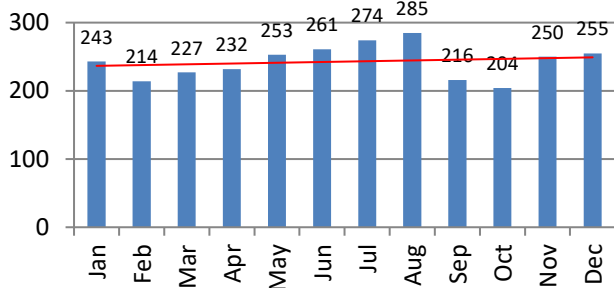


#### ALARM RESPONSE SUMMARY

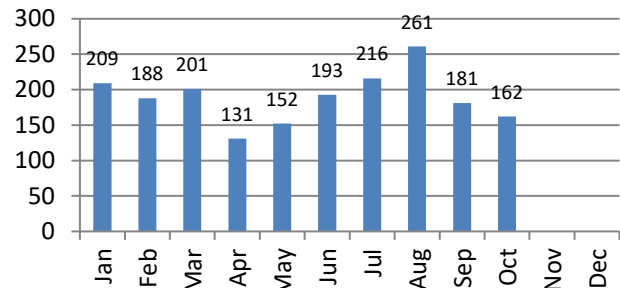
Total Alarms	Jan	Feb	Mar	Apr	May	Jun	Jul	Aug	Sep	Oct	Nov	Dec	YTD
2019	243	214	227	232	253	261	274	285	216	204	250	255	2,914
2020	209	188	201	131	152	193	216	261	181	162			1,894

False Alarms	Jan	Feb	Mar	Apr	May	Jun	Jul	Aug	Sep	Oct	Nov	Dec	YTD
2019	243	211	227	232	250	261	274	283	215	203	250	254	2,903
2020	209	182	201	131	152	192	216	261	181	161			1,886

Alarms - 2019



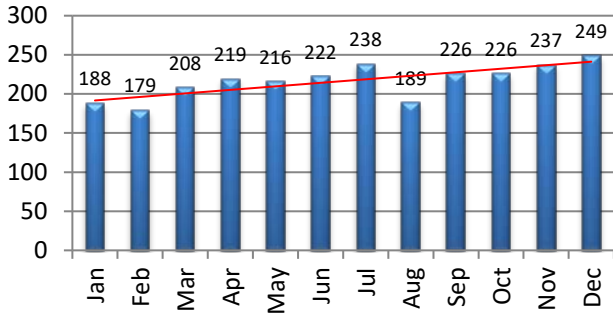
Alarms - 2020



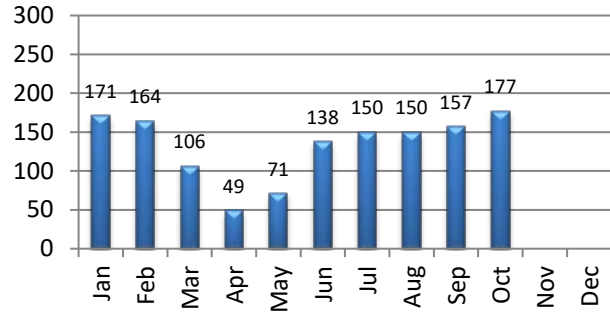
**MOTOR VEHICLE ACTIVITY**

MV Accidents	Jan	Feb	Mar	Apr	May	Jun	Jul	Aug	Sep	Oct	Nov	Dec	YTD
2019	188	179	208	219	216	222	238	189	226	226	237	249	2,597
2020	171	164	106	49	71	138	150	150	157	177			1,333

**Motor Vehicle Accidents - 2019**



**Motor Vehicle Accidents - 2020**



MV Enforcement	Jan	Feb	Mar	Apr	May	Jun	Jul	Aug	Sep	Oct	Nov	Dec	YTD
<b>Warnings - 2019</b>	328	325	310	254	273	223	269	353	294	328	278	222	3,457
<b>2020</b>	438	305	109	4	214	129	324	371	300	162			2,356

<b>Infractions - 2019</b>	317	290	315	575	367	171	279	675	199	249	258	103	3,798
<b>2020</b>	220	125	24	3	5	4	42	377	119	150			1,069

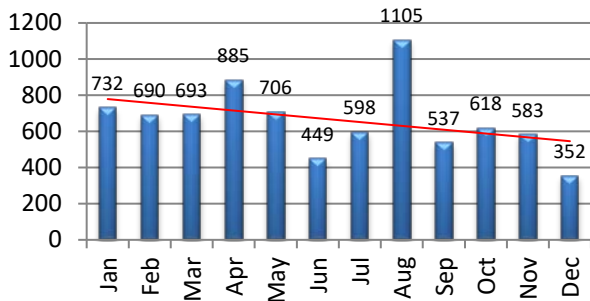
<b>Misdemeanor - 2019</b>	65	55	48	46	53	42	37	59	29	25	33	24	516
<b>2020</b>	34	18	14	0	1	1	3	16	6	6			99

<b>Custodial - 2019</b>	13	12	7	9	6	13	8	9	8	8	5	6	104
<b>2020</b>	5	5	2	0	2	1	3	1	1	0			20

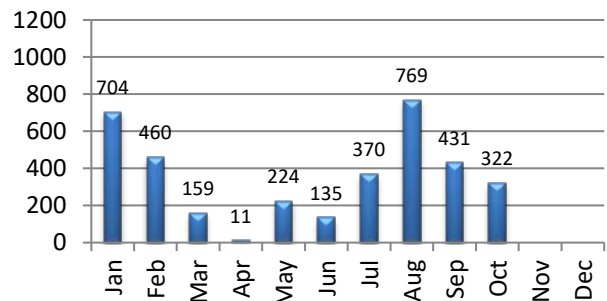
<b>DUI Arrests - 2019</b>	9	5	6	8	5	9	3	9	6	8	9	10	87
<b>2020</b>	4	7	4	1	2	6	4	5	4	4			41

<b>MV Contacts - 2019</b>	732	690	693	885	706	449	598	1105	537	618	583	352	7,948
<b>2020</b>	704	460	159	11	224	135	370	769	431	322			3,585

**MV Contacts - 2019**



**MV Contacts - 2020**



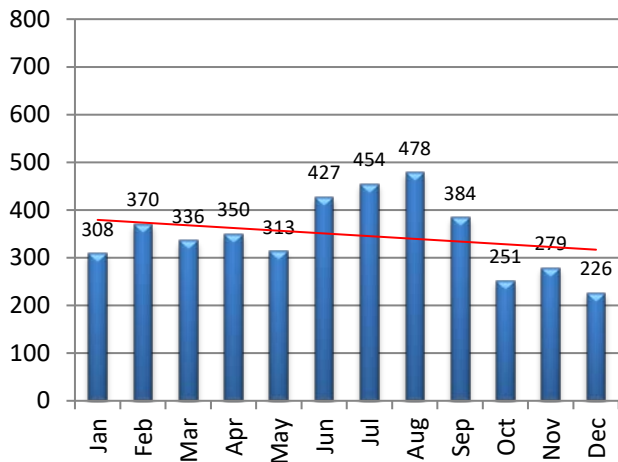
MV Enforcement: Type	Jan	Feb	Mar	Apr	May	Jun	Jul	Aug	Sep	Oct	Nov	Dec	YTD
Speeding Violations	158	92	20	0	3	5	48	32	103	28			489
Seatbelt Violations	3	1	1	0	0	0	1	39	0	2			47
Registration Violations	51	35	10	0	1	0	3	11	3	6			120
License Violations	8	11	14	2	1	5	4	10	6	13			74
Distracted Driving	3	7	4	0	0	2	1	307	6	113			443
Suspended Licence	18	11	7	1	2	0	10	13	3	8			73
Stop Sign Violations	83	22	15	2	26	10	24	31	49	41			303
Traffic Light Violation	6	9	2	0	3	2	2	4	3	2			33

The above incidents are a overview of common violations. These statistics are not the only motor vehicle enforcement actions taken. The above show top 6 violations for the month.

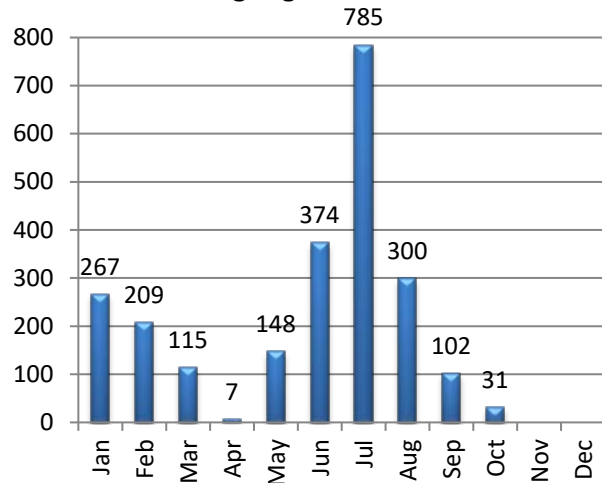
**PARKING TICKET SUMMARY**

Total Issued	Jan	Feb	Mar	Apr	May	Jun	Jul	Aug	Sep	Oct	Nov	Dec	YTD
2019	308	370	336	350	313	427	454	478	384	251	279	226	4176
2020	267	209	115	7	148	374	785	300	102	31			2338

Parking Tags Issued 2019



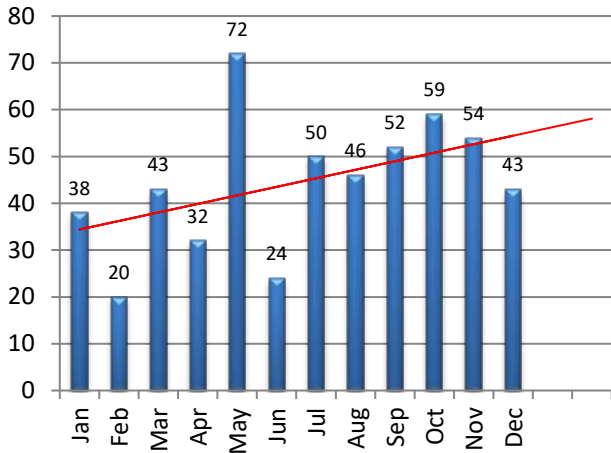
Parking Tags Issued - 2020



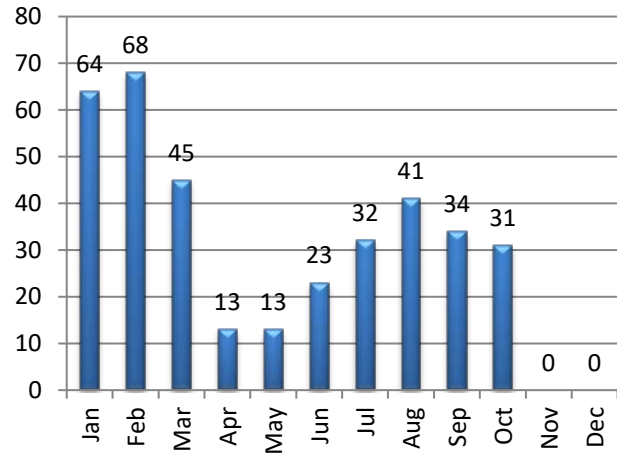
**CRIMINAL ARREST SUMMARY**

<b>Criminal Arrests by Month</b>	Jan	Feb	Mar	Apr	May	Jun	Jul	Aug	Sep	Oct	Nov	Dec	YTD
<b>Larceny - 2019</b>	26	7	28	23	46	19	31	33	34	44	37	32	360
<b>2020</b>	46	52	32	6	10	14	24	28	19	18			249
<b>Vandalism - 2019</b>	3	1	1	0	10	1	1	1	1	1	1	2	23
<b>2020</b>	2	3	10	4	0	2	1	1	2	3			28
<b>MV Theft / Attempt - 2019</b>	0	1	0	0	0	0	1	0	1	0	0	0	3
<b>2020</b>	1	0	0	0	1	0	0	1	5	1			9
<b>Burglary / Attempt - 2019</b>	6	9	8	1	8	0	10	3	11	8	5	6	75
<b>2020</b>	12	7	1	2	2	3	3	9	2	6			47
<b>Assault - 2019</b>	3	2	5	6	5	4	5	5	3	6	11	3	58
<b>2020</b>	2	6	2	1	0	4	4	2	6	1			28
<b>Robbery - 2019</b>	0	0	1	2	3	0	2	4	2	0	0	0	14
<b>2020</b>	1	0	0	0	0	0	0	0	0	2			3
<b>2019</b>	38	20	43	32	72	24	50	46	52	59	54	43	533
<b>2020</b>	64	68	45	13	13	23	32	41	34	31	0	0	364

**Total Criminal Arrests - 2019**



**Total Criminal Arrests - 2020**



<b>Domestic Violence Arrests</b>	Jan	Feb	Mar	Apr	May	Jun	Jul	Aug	Sep	Oct	Nov	Dec	YTD
<b>2020</b>	8	6	9	2	8	4	8	5	12	4			66

**CALLS FOR SERVICE BREAKDOWN**

		Jan	Feb	Mar	Apr	May	Jun	Jul	Aug	Sep	Oct	Nov	Dec	Total
911 HANG UP	2019	6	8	9	7	10	5	5	6	11	11	3	8	89
	2020	7	7	7	2	3	13	8	6	5	15			73
ABANDONED MOTOR VEHICLE	2019	9	8	14	6	4	9	14	5	7	5	10	4	95
	2020	7	7	5	4	7	4	5	10	8	6			63
AIRCRAFT CRASH	2019	0	0	0	0	0	0	0	0	0	0	0	0	0
	2020	0	0	0	0	0	0	0	0	0	0			0
AIRPLANE ACCIDENT	2019	0	0	0	0	0	0	0	0	0	0	0	0	0
	2020	0	0	0	0	0	0	0	0	0	0			0
ALARM	2019	0	0	0	0	0	0	0	1	0	0	0	0	1
	2020	0	0	0	0	0	0	0	0	0	0			0
ALARM EXCUSED	2019	0	3	0	0	3	0	1	1	1	1	0	1	11
	2020	0	6	0	0	0	0	0	0	0	1			7
ALARM FALSE	2019	243	211	227	232	250	261	273	283	215	203	250	254	2902
	2020	209	182	201	131	152	193	216	261	181	161			1887
ANIMAL COMPLAINT	2019	66	73	117	90	103	125	120	127	100	99	76	61	1157
	2020	57	84	84	73	86	125	128	116	138	95			986
ANIMAL RESCUE	2019	0	2	1	1	0	3	2	0	1	0	1	0	11
	2020	0	0	0	1	1	3	1	0	2	0			8
ANY SITUATION	2019	8	14	7	6	13	9	16	11	1	10	15	5	115
	2020	6	1	10	6	3	13	14	34	11	5			103
ASSAULT	2019	2	3	4	2	3	1	0	3	2	1	5	1	27
	2020	1	4	2	0	0	3	4	0	3	3			20
ASSAULT IN PROGRESS	2019	0	0	0	0	0	0	0	0	0	0	0	0	0
	2020	0	0	0	0	0	0	0	0	0	0			0
ASSISTANCE	2019	186	180	174	171	181	186	177	171	216	210	175	156	2183
	2020	163	159	107	106	134	151	134	159	177	166			1456
BANK ESCORT	2019	22	15	21	22	22	20	22	22	19	22	16	21	244
	2020	23	19	22	18	11	12	23	21	21	21			191
BOAT CRASH	2019	0	0	0	0	0	0	0	0	0	0	0	0	0
	2020	0	0	0	0	0	0	0	0	0	0			0

		Jan	Feb	Mar	Apr	May	Jun	Jul	Aug	Sep	Oct	Nov	Dec	Total
BOAT FIRE (AT DOCK)	2019	0	0	0	0	0	0	0	0	0	0	0	0	0
	2020	0	0	0	0	0	0	0	0	0	0			0
BOMB THREAT	2019	0	0	0	0	0	0	0	0	0	0	0	0	0
	2020	0	0	0	0	0	0	0	0	0	0			0
BREACH OF PEACE	2019	46	35	54	37	54	67	43	53	52	51	50	39	581
	2020	40	49	46	42	64	45	67	62	47	49			511
BURGLARY	2019	0	3	1	2	1	1	1	1	1	1	0	5	17
	2020	2	3	0	0	0	1	2	3	0	0			11
BURGLARY - RESIDENCE	2019	2	1	1	0	4	1	6	2	1	0	0	0	18
	2020	8	1	1	2	2	2	0	2	0	3			21
BURGLARY - COMMERCIAL	2019	4	1	3	0	0	6	4	2	3	3	0	0	26
	2020	1	5	3	2	0	2	2	1	3	3			22
BURGLARY - GARAGE	2019	1	0	0	0	0	0	1	5	0	3	0	3	13
	2020	2	2	1	0	4	2	2	7	3	2			25
BURGLARY - SCHOOL	2019	0	0	0	0	0	0	0	0	0	0	0	0	0
	2020	1	1	0	0	1	0	0	0	0	0			3
BURGLARY ATTEMPT	2019	1	1	0	1	1	0	0	2	1	1	1	0	9
	2020	0	0	0	0	0	0	0	0	1	0			1
BURGLARY ATTEMPT - RESIDENCE	2019	0	0	1	0	3	1	5	1	1	2	0	0	14
	2020	0	1	0	1	1	0	0	1	0	0			4
BURGLARY ATTEMPT - COMMERCIAL	2019	0	0	2	0	0	0	0	1	1	2	0	0	6
	2020	0	3	2	0	0	1	0	0	0	0			6
BURGLARY ATTEMPT - SCHOOL	2019	0	0	0	0	0	0	0	0	0	0	0	0	0
	2020	0	1	0	0	0	0	0	0	0	0			1
BURGLARY IN PROGRESS	2019	0	0	0	0	0	0	0	0	0	0	0	0	0
	2020	1	0	0	0	0	0	0	0	0	0			1
BUSINESS/LOCATION CHECK	2019	1352	1192	1271	1086	1096	761	703	888	985	1047	823	745	11949
	2020	937	929	1323	2289	1335	665	581	531	812	693			10095
CANCEL 911 HANG-UP	2019	0	2	1	0	3	1	0	0	1	0	0	1	9
	2020	1	1	1	1	1	0	0	2	0	0			7
CANCELLED ALARM	2019	51	49	46	42	61	63	44	59	47	45	53	48	608
	2020	58	55	54	35	41	36	44	71	46	27			467

		Jan	Feb	Mar	Apr	May	Jun	Jul	Aug	Sep	Oct	Nov	Dec	Total
COMMUNITY EVENT	2019	46	42	25	39	64	43	46	34	85	91	108	29	652
	<b>2020</b>	<b>28</b>	<b>37</b>	<b>24</b>	<b>8</b>	<b>6</b>	<b>26</b>	<b>11</b>	<b>11</b>	<b>20</b>	<b>20</b>			<b>191</b>
DEAD ANIMAL ON ROADWAY	2019	2	0	2	2	1	4	1	2	4	6	4	0	28
	<b>2020</b>	<b>1</b>	<b>4</b>	<b>2</b>	<b>5</b>	<b>5</b>	<b>2</b>	<b>6</b>	<b>2</b>	<b>0</b>	<b>1</b>			<b>28</b>
DEAD ON ARRIVAL	2019	2	2	3	6	0	3	5	4	1	3	4	2	35
	<b>2020</b>	<b>2</b>	<b>3</b>	<b>2</b>	<b>4</b>	<b>3</b>	<b>1</b>	<b>2</b>	<b>3</b>	<b>2</b>	<b>4</b>			<b>26</b>
DOOR UNLOCKED	2019	11	5	5	6	6	3	2	4	10	10	6	3	71
	<b>2020</b>	<b>6</b>	<b>6</b>	<b>2</b>	<b>2</b>	<b>0</b>	<b>3</b>	<b>2</b>	<b>3</b>	<b>5</b>	<b>2</b>			<b>31</b>
DROWNING	2019	0	0	0	0	0	0	0	1	0	0	0	0	1
	<b>2020</b>	<b>0</b>	<b>0</b>	<b>0</b>		<b>0</b>	<b>0</b>	<b>0</b>	<b>0</b>	<b>0</b>	<b>0</b>			<b>0</b>
EMERGENCY MEDICAL CALL	2019	272	264	261	272	263	262	256	263	274	267	312	290	3256
	<b>2020</b>	<b>251</b>	<b>348</b>	<b>242</b>	<b>297</b>	<b>314</b>	<b>295</b>	<b>285</b>	<b>252</b>	<b>233</b>	<b>256</b>			<b>2773</b>
ESCAPE	2019	0	0	0	0	0	0	0	0	0	0	0	0	0
	<b>2020</b>	<b>0</b>	<b>0</b>	<b>0</b>	<b>0</b>	<b>0</b>	<b>0</b>	<b>0</b>	<b>0</b>	<b>0</b>	<b>0</b>			<b>0</b>
FIRE	2019	0	2	1	0	0	0	0	0	0	0	0	1	4
	<b>2020</b>	<b>0</b>	<b>0</b>	<b>0</b>	<b>0</b>	<b>0</b>	<b>1</b>	<b>0</b>	<b>0</b>	<b>0</b>	<b>0</b>			<b>1</b>
FIREWORKS COMPLAINT	2019	1	0	3	0	11	8	29	5	3	2	0	2	64
	<b>2020</b>	<b>1</b>	<b>0</b>	<b>3</b>	<b>1</b>	<b>10</b>	<b>47</b>	<b>62</b>	<b>5</b>	<b>4</b>	<b>5</b>			<b>138</b>
FOLLOW UP INVESTIGATION	2019	1	1	2	0	0	0	0	0	0	1	0	0	5
	<b>2020</b>	<b>0</b>	<b>0</b>	<b>0</b>	<b>0</b>	<b>0</b>	<b>0</b>	<b>0</b>	<b>0</b>	<b>1</b>	<b>0</b>			<b>1</b>
FUNERAL ESCORT	2019	28	13	10	12	15	16	20	15	17	13	20	17	196
	<b>2020</b>	<b>20</b>	<b>12</b>	<b>13</b>	<b>6</b>	<b>4</b>	<b>4</b>	<b>10</b>	<b>5</b>	<b>3</b>	<b>11</b>			<b>88</b>
GPS ALERT	2019	0	0	0	0	1	5	0	0	0	0	0	0	6
	<b>2020</b>	<b>0</b>	<b>0</b>	<b>0</b>	<b>0</b>	<b>0</b>	<b>0</b>	<b>1</b>	<b>0</b>	<b>0</b>	<b>1</b>			<b>2</b>
HARASSMENT	2019	16	16	13	12	18	14	14	10	15	15	14	10	167
	<b>2020</b>	<b>16</b>	<b>14</b>	<b>8</b>	<b>7</b>	<b>17</b>	<b>22</b>	<b>18</b>	<b>19</b>	<b>18</b>	<b>13</b>			<b>152</b>
HOMICIDE	2019	0	1	0	0	0	0	0	0	0	0	0	0	1
	<b>2020</b>	<b>0</b>	<b>0</b>	<b>0</b>	<b>0</b>	<b>0</b>	<b>0</b>	<b>0</b>	<b>0</b>	<b>0</b>	<b>0</b>			<b>0</b>
ICE / WATER RESCUE	2019	0	0	0	0	0	0	0	0	0	0	0	0	0
	<b>2020</b>	<b>0</b>	<b>0</b>	<b>0</b>	<b>0</b>	<b>0</b>	<b>0</b>	<b>0</b>	<b>0</b>	<b>0</b>	<b>0</b>			<b>0</b>
INFORMATION	2019	30	20	46	30	33	45	18	31	34	38	30	27	382
	<b>2020</b>	<b>46</b>	<b>45</b>	<b>98</b>	<b>372</b>	<b>298</b>	<b>82</b>	<b>94</b>	<b>59</b>	<b>168</b>	<b>395</b>			<b>1657</b>

		Jan	Feb	Mar	Apr	May	Jun	Jul	Aug	Sep	Oct	Nov	Dec	Total
INTOXICATED SUBJECT	2019	4	5	11	8	3	7	5	4	18	4	6	3	78
	2020	7	4	4	1	4	2	1	2	1	3			29
INVESTIGATION	2019	140	118	157	140	202	155	151	184	193	187	178	168	1973
	2020	155	148	117	94	158	185	174	197	180	185			1593
INVESTIGATION- SENIOR CITIZEN	2019	0	1	2	0	0	1	1	0	1	1	0	1	8
	2020	1	0	2	1	0	2	0	0	0	0			6
INVESTIGATION-ARREST	2019	1	0	7	1	3	1	0	7	2	1	1	1	25
	2020	0	3	1	0	2	0	0	1	1	1			9
INVESTIGATION-BAD CHECK	2019	1	0	0	0	0	0	0	0	0	0	0	0	1
	2020	0	0	0	0	0	1	0	0	0	0			1
INVESTIGATION-COUNTERFEIT	2019	2	1	0	0	1	2	2	0	0	1	2	1	12
	2020	2	1	2	1	1	0	0	0	1	2			10
INVESTIGATION-CREDIT CARD FRAUD	2019	3	3	3	2	1	1	2	1	2	1	1	1	21
	2020	4	3	1	0	1	0	0	0	1	2			12
INVESTIGATION-FINANCIAL CRIME	2019	0	2	2	0	3	2	1	2	0	3	4	1	20
	2020	0	0	5	1	1	1	1	0	0	5			14
INVESTIGATION-FORGERY	2019	3	0	2	2	6	9	3	2	1	2	3	0	33
	2020	4	4	1	0	0	2	1	8	1	0			21
INVESTIGATION-INTERNET CRIME	2019	4	0	3	1	3	3	4	0	0	4	0	1	23
	2020	0	1	0	0	0	2	0	4	2	3			12
INVESTIGATION-WARRANT ARREST	2019	13	13	17	20	12	9	14	6	14	13	8	17	156
	2020	17	12	2	0	2	1	5	3	3	4			49
LARCENY IN PROGRESS	2019	1	0	0	0	0	0	2	1	0	0	0		4
	2020	1	0	0	0	0	1	0	1	1	0			4
LARCENY/THEFT	2019	16	21	19	27	17	23	32	21	28	30	13	32	279
	2020	22	11	15	5	12	30	19	28	21	31			194
LARCENY-EMPLOYEE THEFT	2019	4	0	1	1	0	2	2	0	0	0	1		11
	2020	0	0	0	0	0	0	0	0	1	0			1
LARCENY-IDENTITY THEFT	2019	14	5	8	10	6	10	15	9	5	7	9	2	100
	2020	13	4	6	7	9	5	6	6	7	8			71
LOCKOUT	2019	0	0	0	0	0	0	0	0	0	0	0		0
	2020	0	0	0	0	0	1	0	0	0	0			1



		Jan	Feb	Mar	Apr	May	Jun	Jul	Aug	Sep	Oct	Nov	Dec	Total
M.V. ACCIDENT	2019	166	154	183	194	183	193	214	169	201	203	218	222	2300
	2020	150	153	94	44	63	119	130	138	139	157			1187
M.V. ACCIDENT WITH INJURIES	2019	25	25	25	25	33	28	24	20	24	23	20	27	299
	2020	21	11	12	5	8	19	20	12	18	20			146
MASS CASUALTY INCIDENT	2019	0	0	0	0	0	0	0	0	0	0	0	0	0
	2020	0	0	0	0	0	0	0	0	0	0			0
MEDICAL ALARM	2019	1	2	3	3	4	1	2	3	3	2	1	2	27
	2020	3	0	2	4	0	0	2	2	1	3			17
MENTAL PATIENT	2019	10	3	5	3	1	4	9	2	3	4	1	4	49
	2020	3	1	1	14	7	6	2	6	5	4			49
MISSING PERSON	2019	1	3	4	1	3	5	0	3	2	2	1	4	29
	2020	3	5	1	3	4	2	5	2	1	0			26
NARCOTIC VIOLATION IN PROGRESS	2019	0	0	0	0	0	0	0	0	0	1	0	0	1
	2020	1	0	0	0	0	0	0	0	1	0			2
NARCOTICS VIOLATION	2019	4	6	4	2	2	3	11	5	2	12	7	4	62
	2020	4	4	3	0	3	0	0	1	4	4			23
NOISE COMPLAINT	2019	18	11	15	20	36	42	33	37	58	45	34	17	366
	2020	14	10	10	12	65	56	46	60	66	67			406
OFFICER NEEDS ASSISTANCE	2019	0	0	0	0	0	0	0	0	0	0	0	0	0
	2020	0	0	0	0	0	0	0	0	0	0			0
OTHER RESCUE	2019	1	0	0	0	2	1	0	0	0	0	0	0	4
	2020	0	0	0	0	0	0	0	0	1	0			1
PACOS ASSIGNMENT	2019	32	15	21	13	15	15	19	36	41	30	16	18	271
	2020	130	93	42	6	88	63	105	64	59	33			683
PARKING VIOLATION	2019	34	23	38	48	46	47	49	25	80	39	40	29	498
	2020	37	25	29	18	34	101	107	62	65	36			514
PISTOL PERMIT APPLICATION	2019	21	10	7	7	4	15	7	11	6	12	9	19	128
	2020	14	22	13	0	0	64	103	93	61	81			451
RECKLESS DRIVER	2019	19	26	25	25	45	21	30	30	38	33	33	31	356
	2020	29	18	27	14	27	29	33	29	41	31			278
RECOVERED PROPERTY	2019	20	8	14	10	16	18	20	17	26	11	17	12	189
	2020	19	10	13	18	21	22	22	16	14	8			163

		Jan	Feb	Mar	Apr	May	Jun	Jul	Aug	Sep	Oct	Nov	Dec	Total
RIOT	2019	0	0	0	0	0	0	0	0	0	0	0	0	0
	2020	0	0	0	0	0	0	0	0	0	0			0
ROAD HAZARD	2019	37	34	47	35	33	78	86	58	34	51	36	49	578
	2020	24	19	14	35	26	36	33	311	36	20			554
ROBBERY	2019	0	0	0	3	4	1	0	2	1	2	0	1	14
	2020	1	0	0	1	0	0	0	0	1	3			6
ROBBERY IN PROGRESS	2019	0	0	0	0	0	0	0	0	0	0	0	0	0
	2020	0	0	0	0	0	0	0	0	0	0			0
SEX VIOLATION	2019	0	0	1	0	1	1	1	0	1	0	1	1	7
	2020	0	1	1	0	0	0	1	1	0	1			5
SEX VIOLATION IN PROGRESS	2019	0	0	0	0	0	0	0	0	0	0	0	0	0
	2020	0	0	0	0	0	0	0	0	0	0			0
SHOPLIFTER	2019	17	14	21	10	22	16	23	15	19	30	22	23	232
	2020	31	31	24	14	21	30	22	20	25	22			240
STOLEN VEHICLE	2019	4	3	3	2	3	4	7	5	12	11	1	2	57
	2020	6	4	4	6	5	12	16	21	10	14			98
STOLEN VEHICLE ATTEMPT	2019	0	0	0	0	0	0	0	0	1	0	0	0	1
	2020	1	0	0	0	0	0	0	0	0	0			1
STOLEN VEHICLE IN PROGRESS	2019	0	0	0	0	0	0	0	0	0	0	0	0	0
	2020	0	0	0	0	0	0	0	0	0	0			0
STRUCTURE FIRE	2019	0	0	7	5	8	5	10	3	3	5	1	3	50
	2020	2	8	5	3	0	12	6	9	5	5			55
SUICIDE	2019	0	0	0	1	0	0	1	1	0	1	0	0	4
	2020	0	0	0	1	0	0	0	1	0	1			3
SUICIDE ATTEMPT	2019	0	0	2	0	0	0	2	1	2	1	0	1	9
	2020	1	1	0	0	1	1	1	1	1	4			11
SUICIDE THREAT	2019	4	4	7	1	4	6	4	1	6	3	4	4	48
	2020	6	4	5	3	3	4	5	2	5	2			39
SUSPICIOUS PERSON	2019	42	38	34	53	57	49	57	49	45	48	39	43	554
	2020	54	31	33	22	28	24	41	43	27	42			345
SUSPICIOUS VEHICLE	2019	29	28	19	23	25	16	17	22	23	27	21	28	278
	2020	19	24	21	22	18	16	22	18	16	16			192

		Jan	Feb	Mar	Apr	May	Jun	Jul	Aug	Sep	Oct	Nov	Dec	Total
TEST	2019	0	0	0	0	0	0	10	12	13	5	5	6	51
	<b>2020</b>	<b>14</b>	<b>5</b>	<b>3</b>	<b>3</b>	<b>3</b>	<b>3</b>	<b>5</b>	<b>7</b>	<b>6</b>	<b>3</b>			<b>52</b>
THEFT FROM MOTOR VEHICLE	2019	9	14	31	22	10	13	42	26	42	35	18	24	286
	<b>2020</b>	<b>33</b>	<b>37</b>	<b>33</b>	<b>40</b>	<b>36</b>	<b>36</b>	<b>46</b>	<b>75</b>	<b>31</b>	<b>36</b>			<b>403</b>
TRAFFIC CONTROL MALFUNCTION	2019	4	5	5	6	9	5	17	7	5	4	8	5	80
	<b>2020</b>	<b>2</b>	<b>1</b>	<b>4</b>	<b>3</b>	<b>3</b>	<b>2</b>	<b>11</b>	<b>11</b>	<b>3</b>	<b>6</b>			<b>46</b>
TRAIN ACCIDENT	2019	0	0	0	0	0	0	0	0	0	0	0	0	0
	<b>2020</b>	<b>0</b>	<b>0</b>	<b>0</b>	<b>0</b>	<b>0</b>	<b>0</b>	<b>0</b>	<b>0</b>	<b>0</b>	<b>0</b>			<b>0</b>
TRESPASSER	2019	7	8	12	11	9	14	7	3	6	7	8	13	105
	<b>2020</b>	<b>5</b>	<b>10</b>	<b>10</b>	<b>26</b>	<b>7</b>	<b>17</b>	<b>21</b>	<b>15</b>	<b>9</b>	<b>7</b>			<b>127</b>
UNKNOWN TROUBLE	2019	0	0	0	0	1	0	0	1	1	0	0	0	3
	<b>2020</b>	<b>0</b>	<b>0</b>	<b>0</b>	<b>0</b>	<b>0</b>	<b>0</b>	<b>1</b>	<b>0</b>	<b>0</b>	<b>1</b>			<b>2</b>
VANDALISM IN PROGRESS	2019	0	0	1	0	0	0	0	0	0	0	0	0	1
	<b>2020</b>	<b>0</b>	<b>0</b>	<b>1</b>	<b>0</b>	<b>0</b>	<b>0</b>	<b>0</b>	<b>0</b>	<b>0</b>	<b>0</b>			<b>1</b>
VANDALISM MISCELLANEOUS	2019	2	0	7	4	4	5	4	2	3	4	1	4	40
	<b>2020</b>	<b>6</b>	<b>6</b>	<b>5</b>	<b>2</b>	<b>8</b>	<b>7</b>	<b>9</b>	<b>6</b>	<b>9</b>	<b>13</b>			<b>71</b>
VANDALISM TO STRUCTURE	2019	1	3	1	0	1	0	4	2	0	2	2	1	17
	<b>2020</b>	<b>1</b>	<b>1</b>	<b>2</b>	<b>0</b>	<b>3</b>	<b>1</b>	<b>1</b>	<b>0</b>	<b>3</b>	<b>2</b>			<b>14</b>
VANDALISM TO VEHICLE	2019	3	1	1	3	5	4	3	7	5	8	9	6	55
	<b>2020</b>	<b>8</b>	<b>7</b>	<b>6</b>	<b>2</b>	<b>4</b>	<b>3</b>	<b>3</b>	<b>3</b>	<b>3</b>	<b>4</b>			<b>43</b>
VESSEL INSPECTION	2019	0	0	0	0	5	3	3	1	0	0	0	0	12
	<b>2020</b>	<b>0</b>	<b>0</b>	<b>0</b>	<b>0</b>	<b>0</b>	<b>4</b>	<b>0</b>	<b>1</b>	<b>0</b>	<b>0</b>			<b>5</b>
WATER RESCUE	2019	0	0	0	0	1	1	1	2	0	1	0	1	7
	<b>2020</b>	<b>0</b>	<b>1</b>	<b>0</b>	<b>1</b>	<b>1</b>	<b>3</b>	<b>3</b>	<b>1</b>	<b>1</b>	<b>2</b>			<b>13</b>
WIRES DOWN	2019	3	6	26	2	3	11	15	12	1	19	1	5	104
	<b>2020</b>	<b>1</b>	<b>2</b>	<b>0</b>	<b>1</b>	<b>1</b>	<b>2</b>	<b>11</b>	<b>91</b>	<b>3</b>	<b>1</b>			<b>113</b>